

by Roger Matthews

Easy Guide Series, Mac OS10.4 System Preferences by Claire J Rottenberg
<http://homepage.mac.com/cjrtools/ebooks>

This Easy Guide explains the System Preferences Pane in detail.

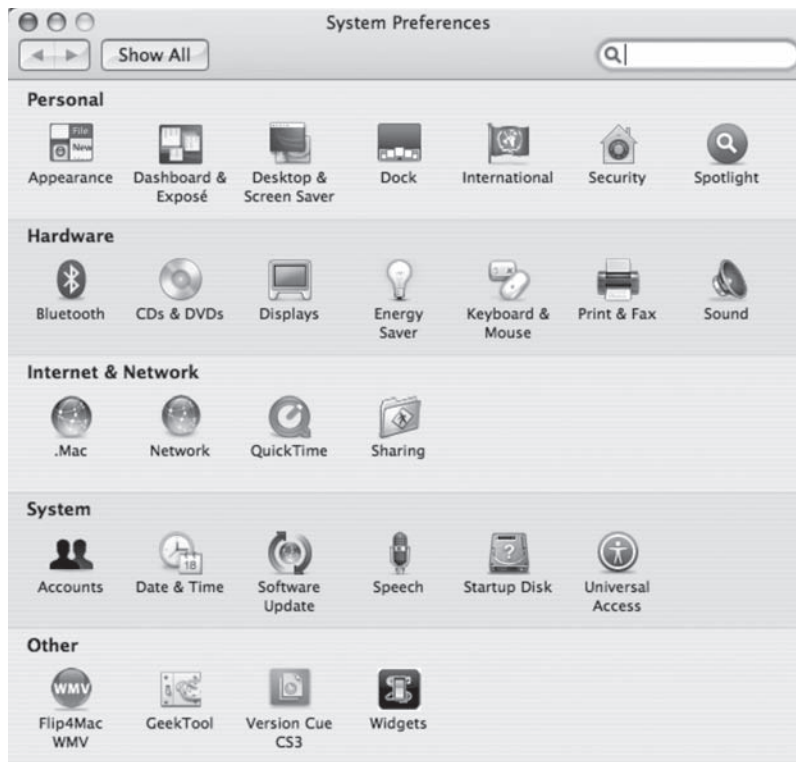
If you're just new to the Mac, one of the things you'll do early on is explore the system preferences pane. It's the icon on the toolbar with the light switch and the apple symbol.



Setting up the way your Mac works and configuring your user preferences can be a bit confusing to a new user. This ebook walks you through every icon in the system preferences pane and makes it clear as to what you are doing and what the implications are for each setting. The book follows the layout of the preferences pane.

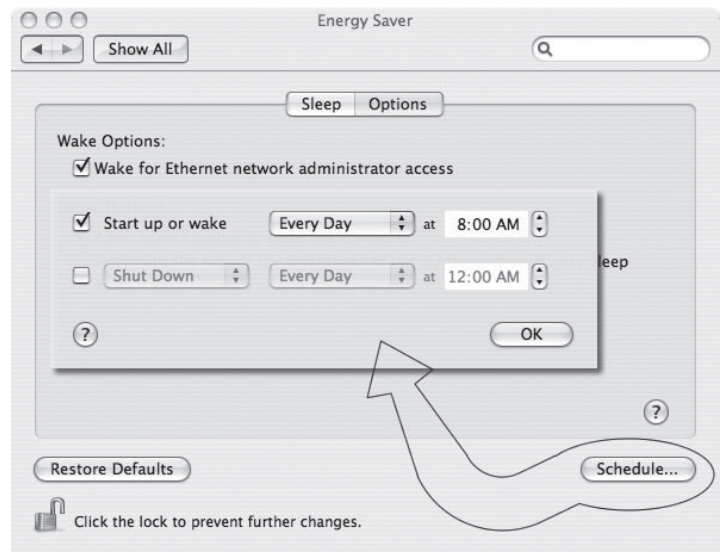
The Content of the Guide includes:

- Section 2.0: Personal Preferences
- Section 3.0: Hardware Preferences
- Section 4.0: Internet & Network Preferences
- Section 5.0: System Preferences
- Section 6.0: Third-Party Preferences

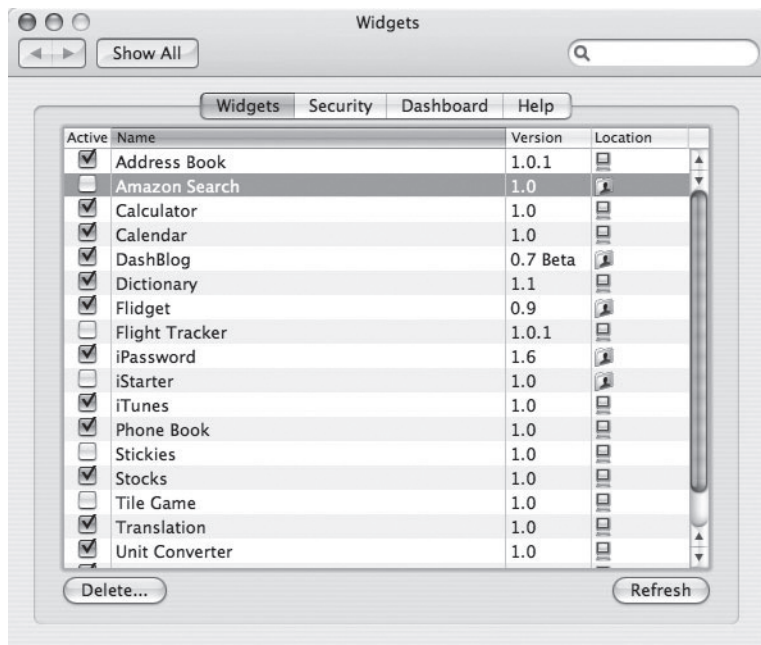


The guide answers common questions:

Ever wondered how to get your computer to come on at a certain time of the day or shutdown at a certain time? Let's say you get to work everyday at 8am and it would be nice to have your machine warmed up and ready to go. No problem just click on the Energy Saver icon in the hardware preferences row then click on "Options" and in the lower right corner you'll see a button called "schedule" you'll see a wide variety of options available to control when your computer starts itself or shuts itself off.



by Roger Matthews



Here are a couple of guides to third-party programs who's icons are installed in the preferences pane.

Control and remove system level widgets from your system using EGO system's, "widgets".

Downloadable at <http://www.ego-systems.com/Products/widgetsprefpane.html>

Here is another example of how the ebook explains one of the functions of the System Preferences pane: If you're a regular internet user you probably already have discovered "Flip4MacWMV" this is a third party program downloadable at: <http://www.flip4mac.com/wmv.htm>. Flip4Mac™ WMV allows you to play, import, and export Windows Media video and audio files on your Mac using QuickTime. You no longer have to use the outdated windows media player. When installed, you'll see an icon in your preferences that controls the function and interaction of the program.

Overall, the ebook is a good review of preference functions for experienced users and it is especially good for new mac users. 🍎

